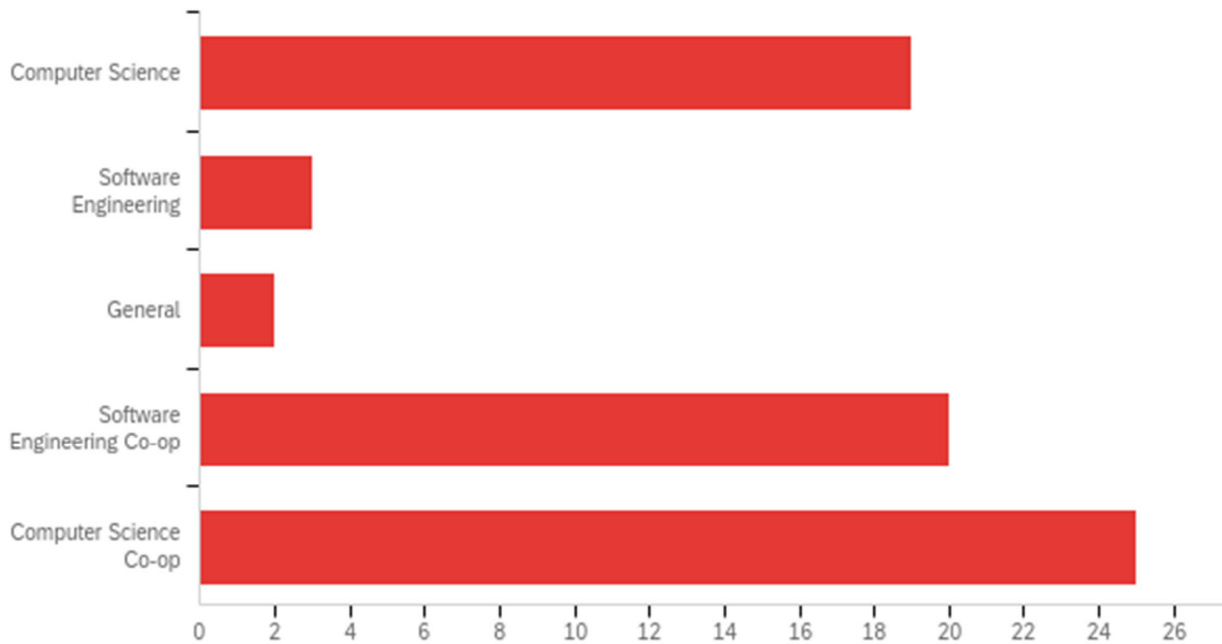


# 2022 Undergraduate Student Survey

*Undergraduate Student Survey for Cyclical Program Review*

January 20th 2022, 12:01 pm MST

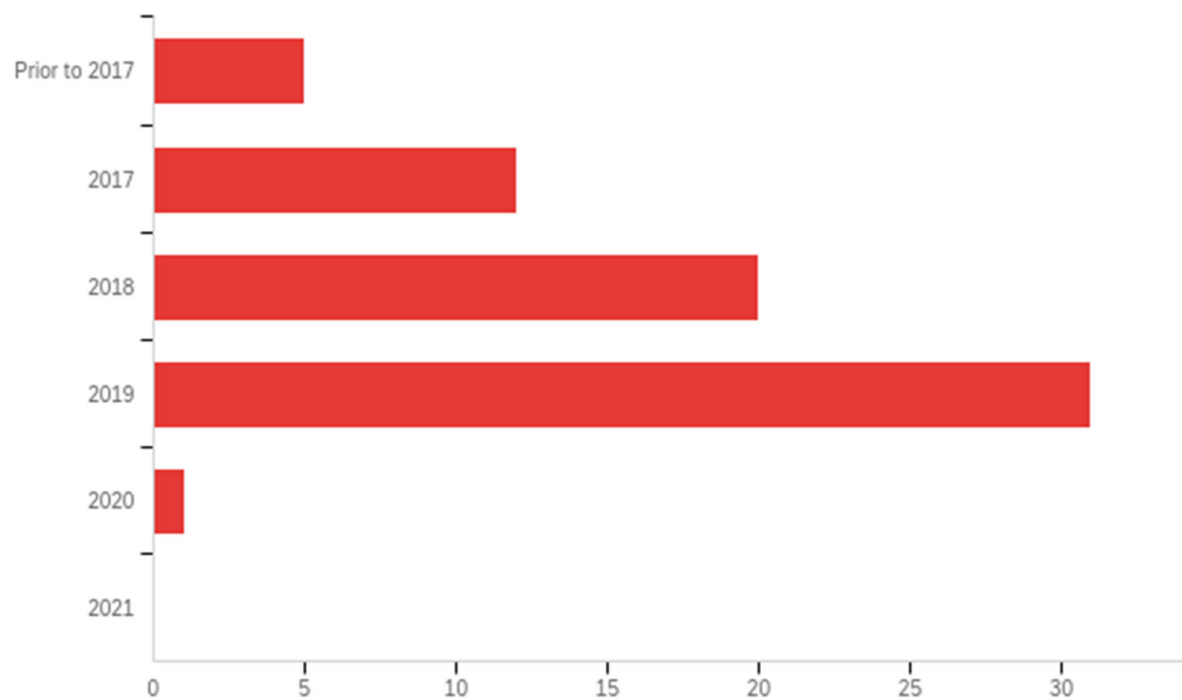
## Q1 - What program are you pursuing now?



#	Field	Minimum	Maximum	Mean	Std Deviation	Variance	Count
1	What program are you pursuing now?	1.00	5.00	3.42	1.65	2.71	69

#	Answer	%	Count
1	Computer Science	27.54%	19
2	Software Engineering	4.35%	3
3	General	2.90%	2
4	Software Engineering Co-op	28.99%	20
5	Computer Science Co-op	36.23%	25
	Total	100%	69

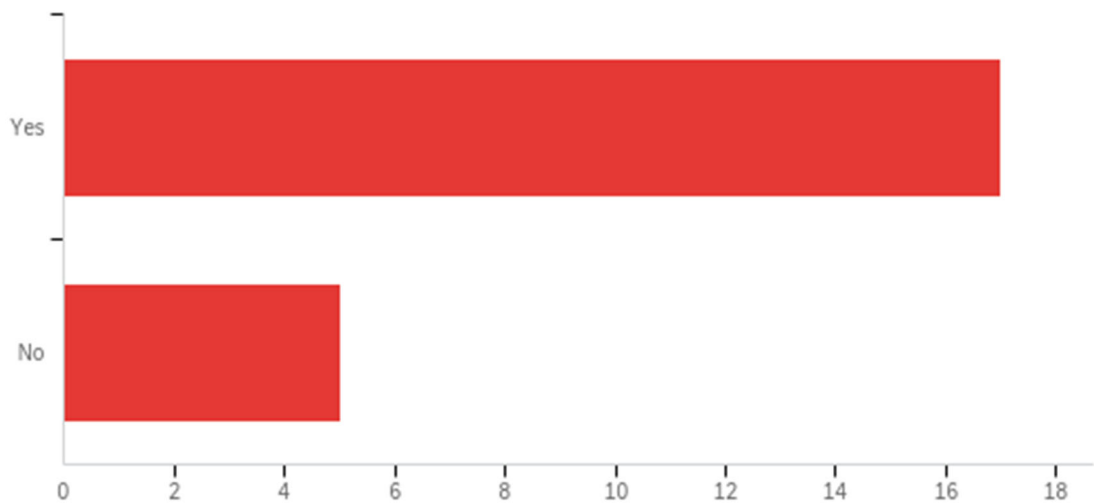
Q2 - When did you join SoCS?



#	Field	Minimum	Maximum	Mean	Std Deviation	Variance	Count
1	When did you join SoCS?	1.00	5.00	3.16	0.97	0.95	69

#	Answer	%	Count
1	Prior to 2017	7.25%	5
2	2017	17.39%	12
3	2018	28.99%	20
4	2019	44.93%	31
5	2020	1.45%	1
6	2021	0.00%	0
	Total	100%	69

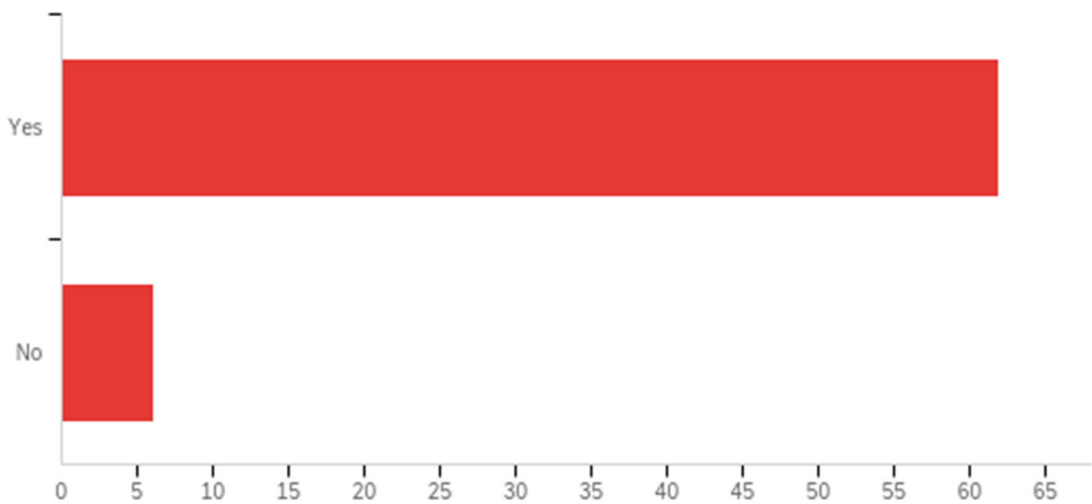
Q4 - Give the choice, would you choose the co-op program over the non-coop program?



#	Field	Minimum	Maximum	Mean	Std Deviation	Variance	Count
1	Give the choice, would you choose the co-op program over the non-coop program?	1.00	2.00	1.23	0.42	0.18	22

#	Answer	%	Count
1	Yes	77.27%	17
2	No	22.73%	5
	Total	100%	22

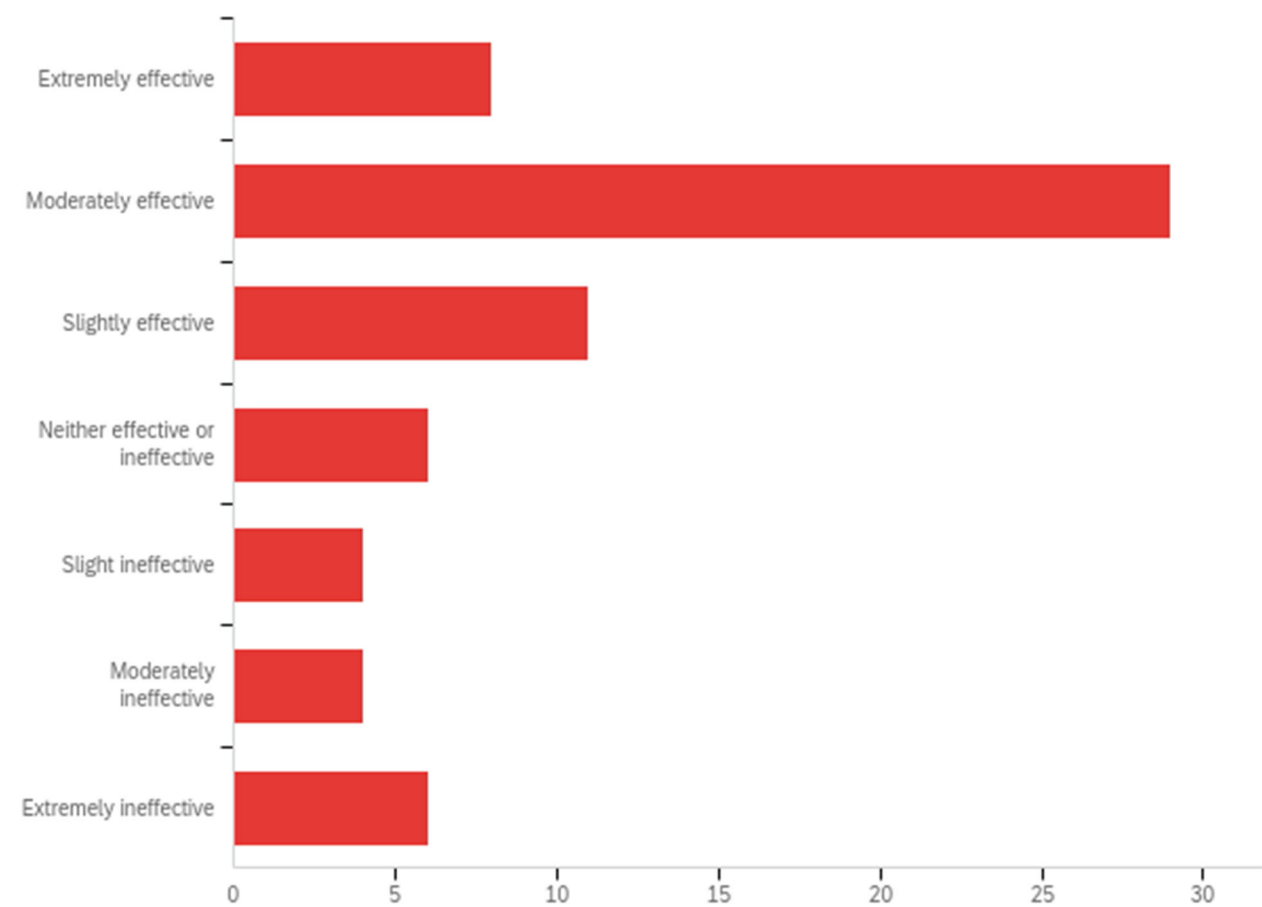
Q5 - If SoCS offered an Area of Emphasis within Computer Science (e.g., Cybersecurity, Artificial Intelligence), would you take these Areas of Emphasis?



#	Field	Minimum	Maximum	Mean	Std Deviation	Variance	Count
1	If SoCS offered an Area of Emphasis within Computer Science (e.g., Cybersecurity, Artificial Intelligence), would you take these these Areas of Emphasis?	1.00	2.00	1.09	0.28	0.08	68

#	Answer	%	Count
1	Yes	91.18%	62
2	No	8.82%	6
	Total	100%	68

Q6 - Overall, how effective do you feel instructors delivered your CIS courses online during COVID-impacted terms?

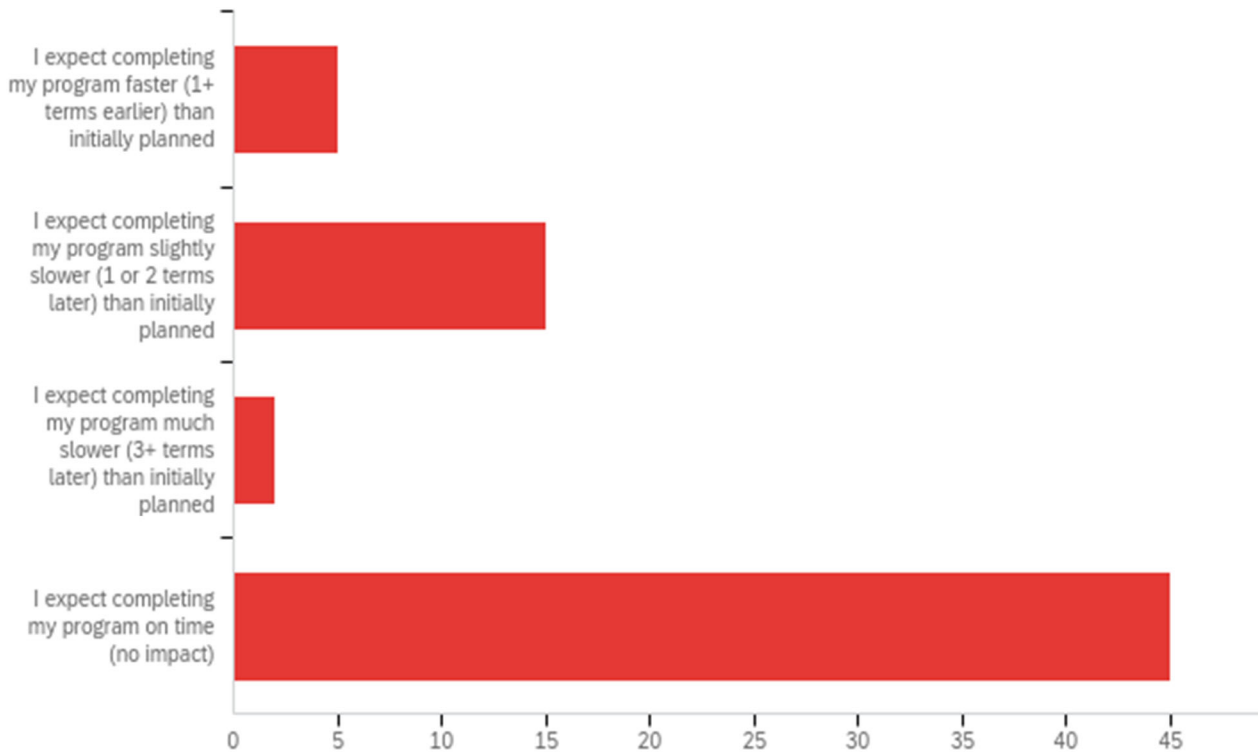


#	Field	Minimum	Maximum	Mean	Std Deviation	Variance	Count
1	Overall, how effective do you feel instructors delivered your CIS courses online during COVID-impacted terms?	1.00	7.00	3.07	1.78	3.16	68

#	Answer	%	Count
1	Extremely effective	11.76%	8
2	Moderately effective	42.65%	29
3	Slightly effective	16.18%	11
4	Neither effective or ineffective	8.82%	6

5	Slight ineffective	5.88%	4
6	Moderately ineffective	5.88%	4
7	Extremely ineffective	8.82%	6
	Total	100%	68

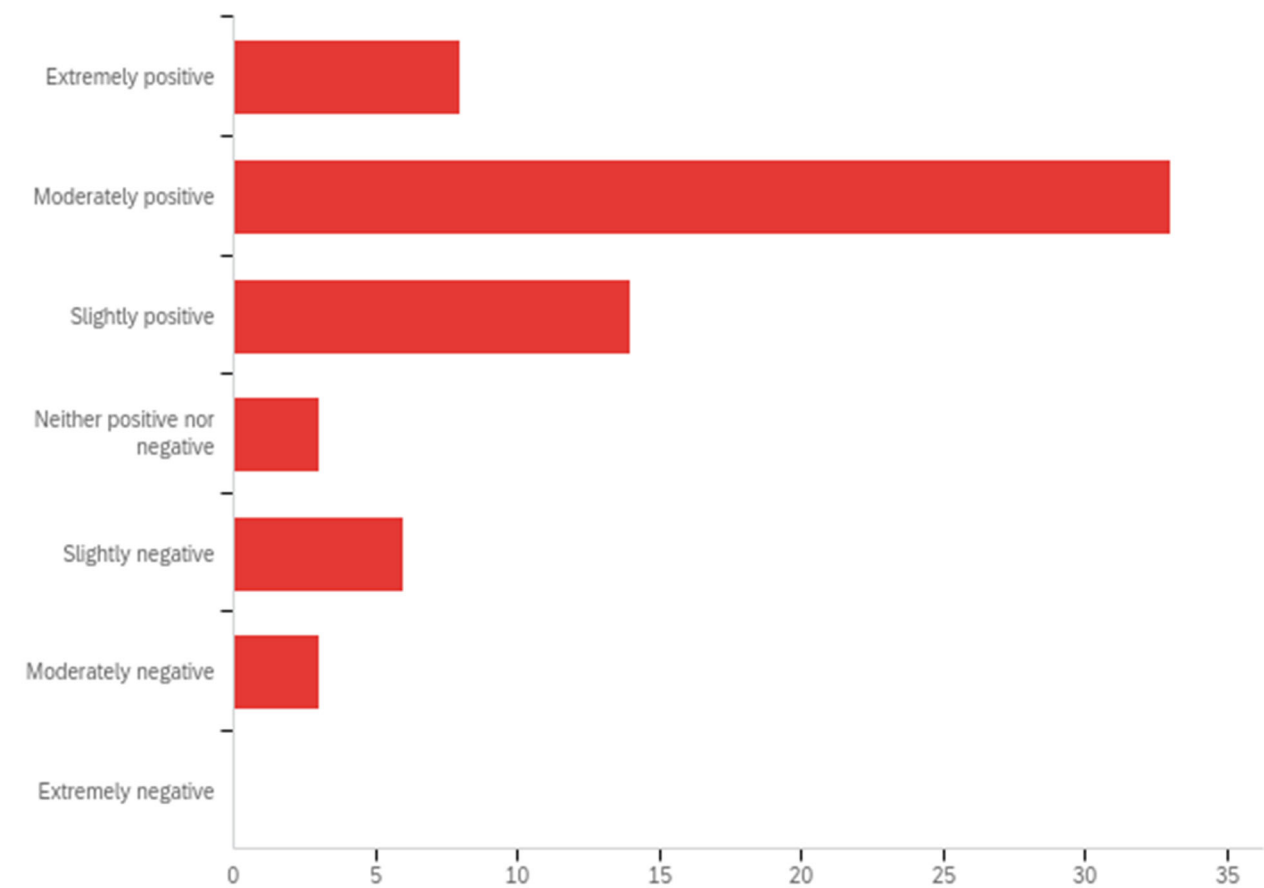
Q7 - What degree of impact do you feel the pivot to remote learning had on your expected program completion time?



#	Field	Minimum	Maximum	Mean	Std Deviation	Variance	Count
1	What degree of impact do you feel the pivot to remote learning had on your expected program completion time?	1.00	5.00	3.97	1.51	2.27	67

#	Answer	%	Count
1	I expect completing my program faster (1+ terms earlier) than initially planned	7.46%	5
2	I expect completing my program slightly slower (1 or 2 terms later) than initially planned	22.39%	15
3	I expect completing my program much slower (3+ terms later) than initially planned	2.99%	2
5	I expect completing my program on time (no impact)	67.16%	45
	Total	100%	67

Q8 - What best describes your overall experience in your degree program so far?



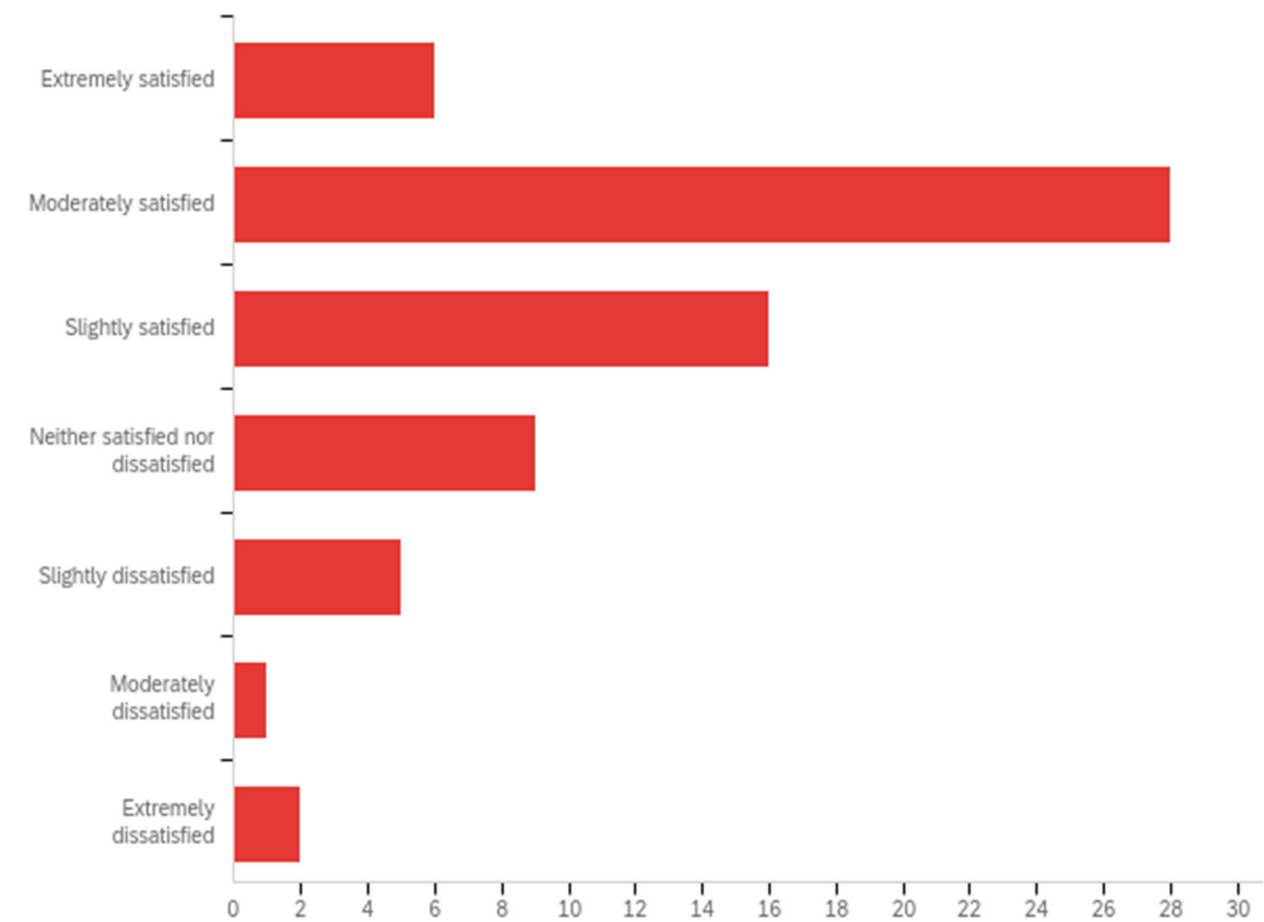
#	Field	Minimum	Maximum	Mean	Std Deviation	Variance	Count
1	What best describes your overall experience in your degree program so far?	1.00	6.00	2.63	1.28	1.64	67

#	Answer	%	Count
1	Extremely positive	11.94%	8
2	Moderately positive	49.25%	33
3	Slightly positive	20.90%	14
4	Neither positive nor negative	4.48%	3
5	Slightly negative	8.96%	6
6	Moderately negative	4.48%	3



7	Extremely negative	0.00%	0
	Total	100%	67

Q9 - What best describes your level of satisfaction with the overall quality of teaching in CIS courses during your undergraduate studies at the University of Guelph?



#	Field	Minimum	Maximum	Mean	Std Deviation	Variance	Count
1	What best describes your level of satisfaction with the overall quality of teaching in CIS courses during your undergraduate studies at the University of Guelph?	1.00	7.00	2.85	1.34	1.80	67

#	Answer	%	Count
1	Extremely satisfied	8.96%	6
2	Moderately satisfied	41.79%	28
3	Slightly satisfied	23.88%	16

4	Neither satisfied nor dissatisfied	13.43%	9
5	Slightly dissatisfied	7.46%	5
6	Moderately dissatisfied	1.49%	1
7	Extremely dissatisfied	2.99%	2
	Total	100%	67