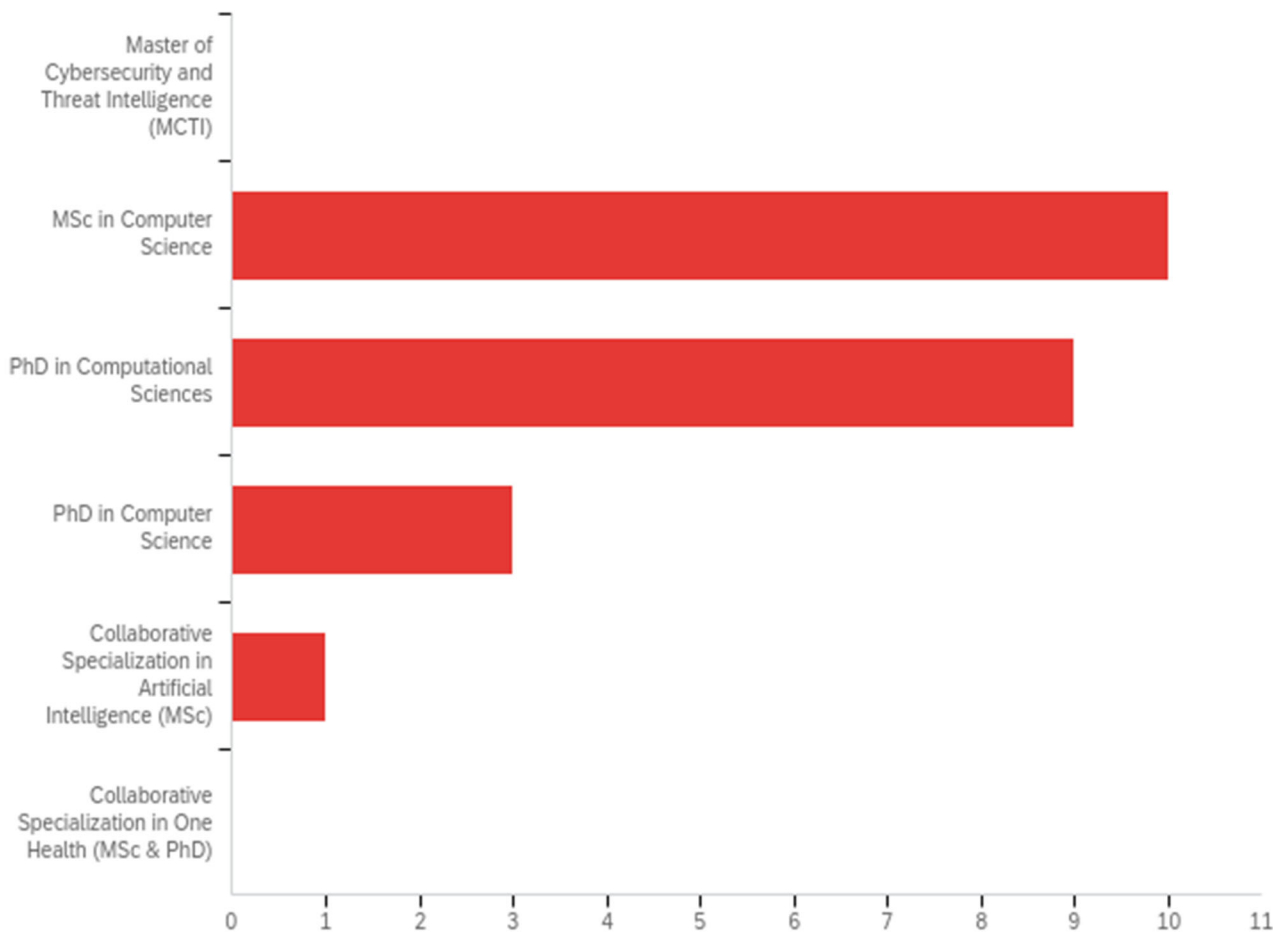


# 2022 Graduate Student Survey

Graduate Student Survey for Cyclical Program Review

January 20th 2022, 11:59 am MST

## Q1 - What program are you pursuing now?

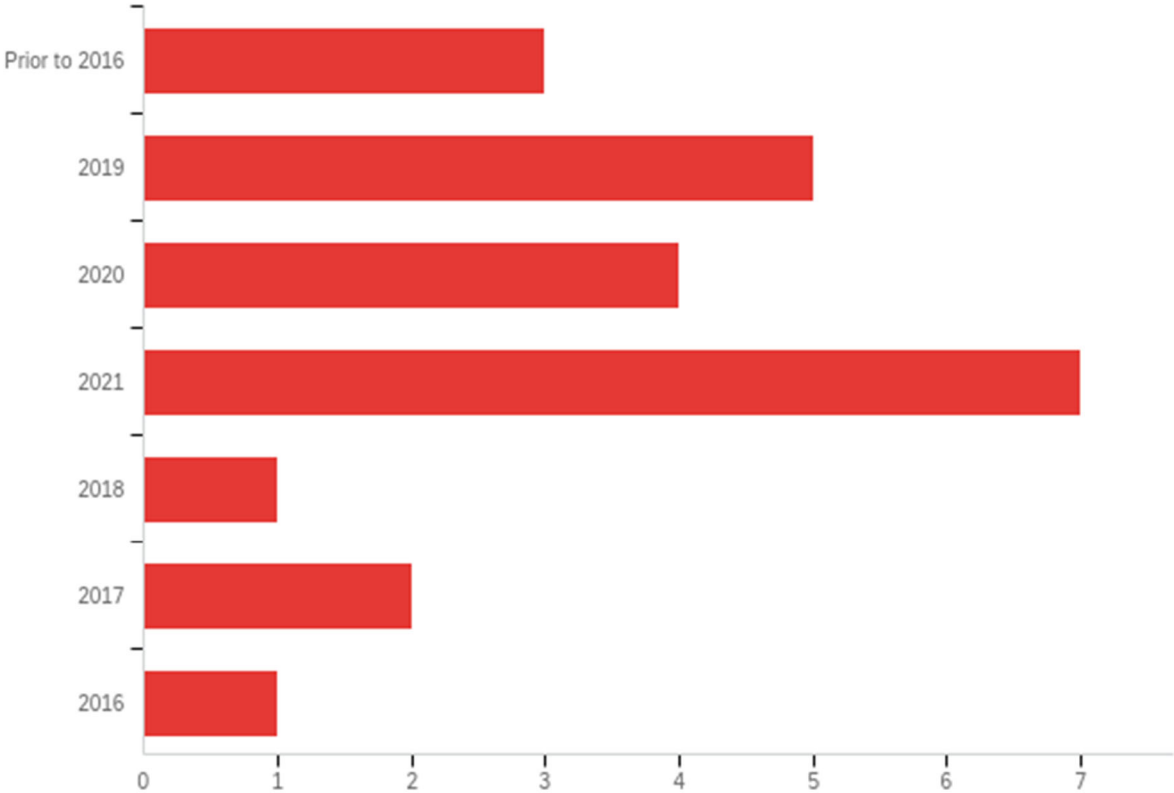


#	Field	Minimum	Maximum	Mean	Std Deviation	Variance	Count
1	What program are you pursuing now?	4.00	7.00	4.78	0.83	0.69	23

#	Answer	%	Count
1	Master of Cybersecurity and Threat Intelligence (MCTI)	0.00%	0

4	MSc in Computer Science	43.48%	10
5	PhD in Computational Sciences	39.13%	9
6	PhD in Computer Science	13.04%	3
7	Collaborative Specialization in Artificial Intelligence (MSc)	4.35%	1
8	Collaborative Specialization in One Health (MSc & PhD)	0.00%	0
	Total	100%	23

Q2 - When did you join SoCS?



#	Field	Minimum	Maximum	Mean	Std Deviation	Variance	Count
1	When did you join SoCS?	3.00	9.00	5.35	1.60	2.57	23

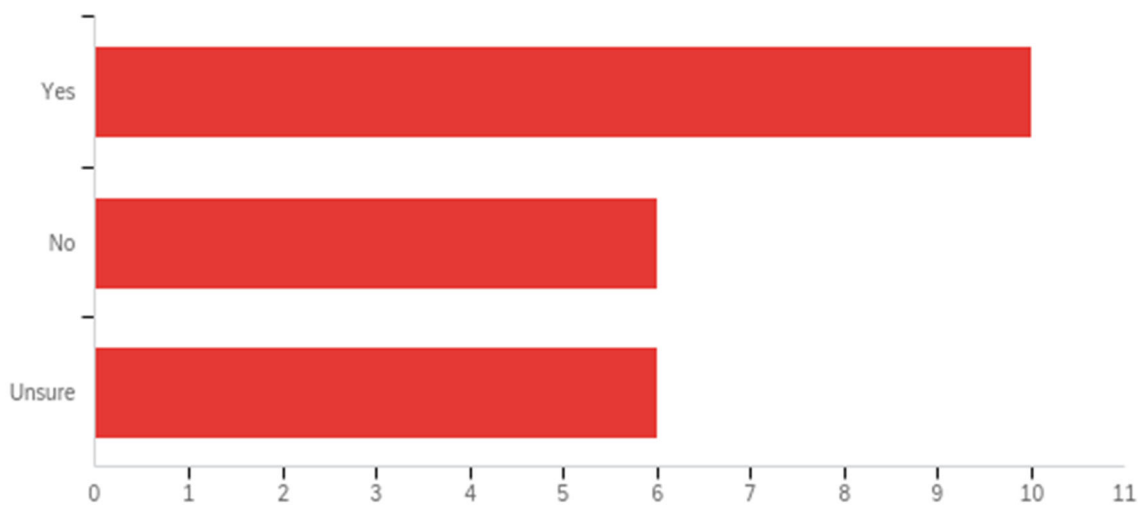
#	Answer	%	Count
3	Prior to 2016	13.04%	3
4	2019	21.74%	5
5	2020	17.39%	4
6	2021	30.43%	7
7	2018	4.35%	1
8	2017	8.70%	2
9	2016	4.35%	1

Total

100%

23

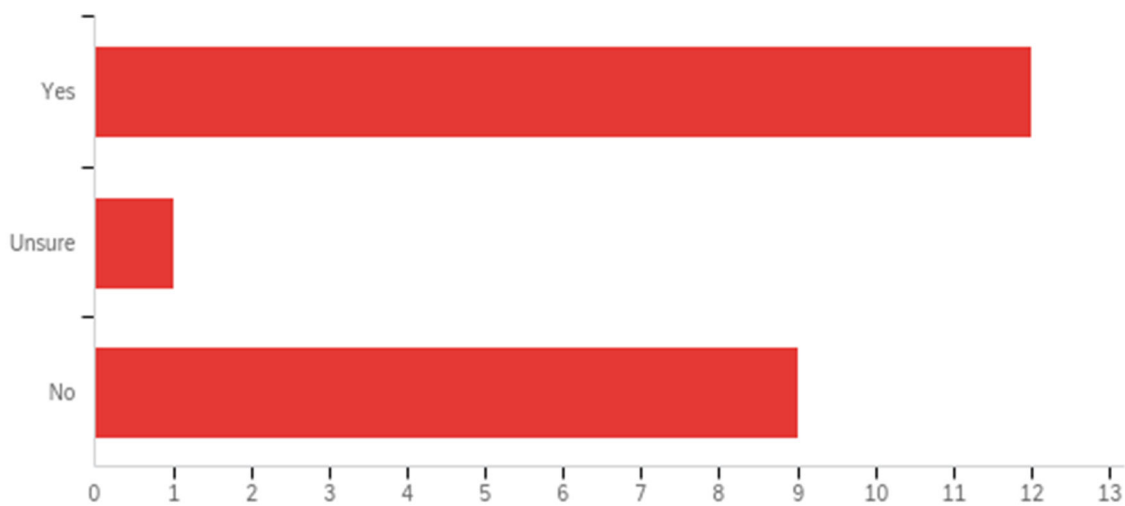
Q4 - Do you feel that you are sufficiently funded for your studies?



#	Field	Minimum	Maximum	Mean	Std Deviation	Variance	Count
1	Do you feel that you are sufficiently funded for your studies?	1.00	3.00	1.82	0.83	0.69	22

#	Answer	%	Count
1	Yes	45.45%	10
2	No	27.27%	6
3	Unsure	27.27%	6
	Total	100%	22

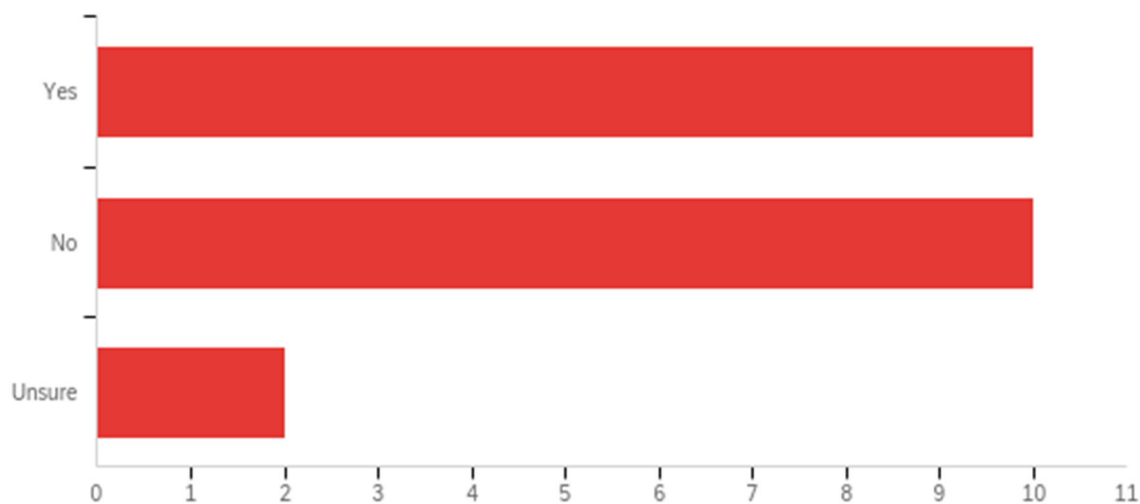
Q5 - Do you feel SoCS offers sufficient and relevant courses for either preparing you for your research or broadening your knowledge?



#	Field	Minimum	Maximum	Mean	Std Deviation	Variance	Count
1	Do you feel SoCS offers sufficient and relevant courses for either preparing you for your research or broadening your knowledge?	3.00	5.00	3.86	0.97	0.94	22

#	Answer	%	Count
3	Yes	54.55%	12
4	Unsure	4.55%	1
5	No	40.91%	9
	Total	100%	22

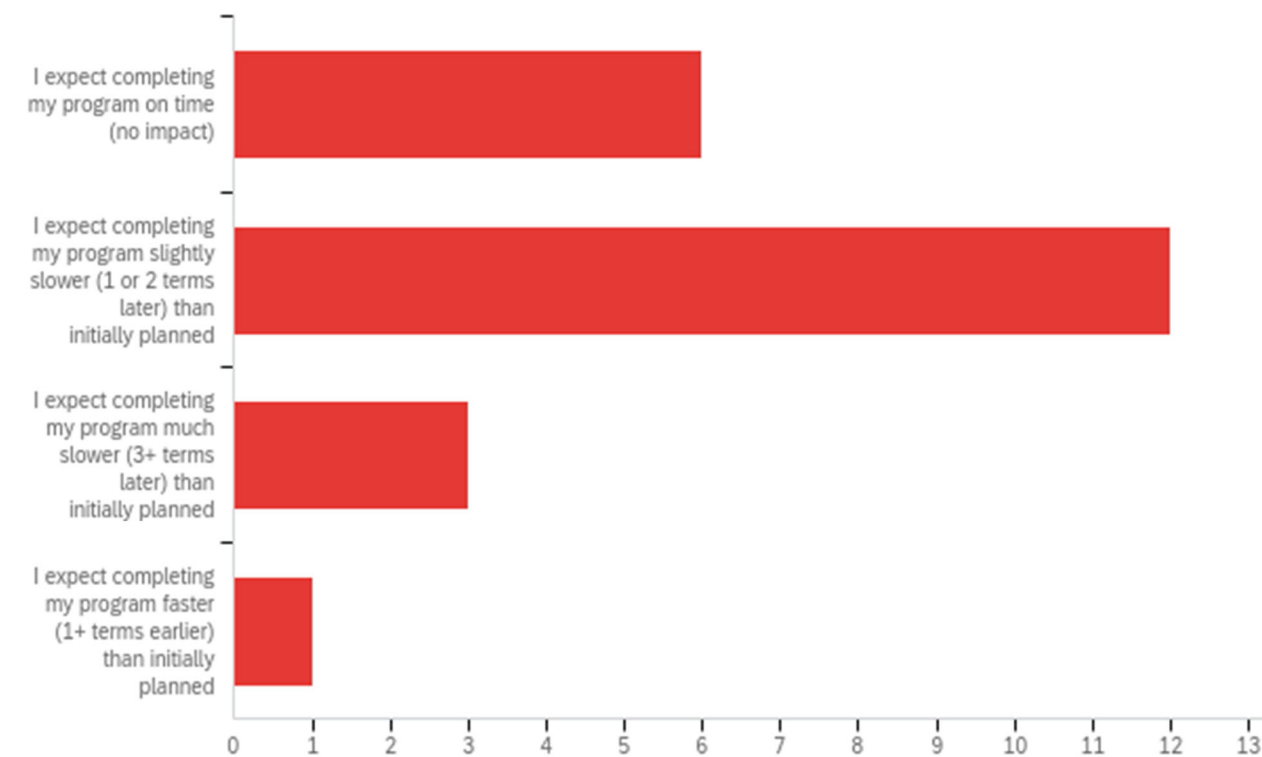
Q6 - Do you have concerns regarding space for working on campus or conducting experiments?



#	Field	Minimum	Maximum	Mean	Std Deviation	Variance	Count
1	Do you have concerns regarding space for working on campus or conducting experiments?	1.00	3.00	1.64	0.64	0.41	22

#	Answer	%	Count
1	Yes	45.45%	10
2	No	45.45%	10
3	Unsure	9.09%	2
	Total	100%	22

# Q7 - What degree of impact do you feel the COVID-19 pandemic had on your expected program completion time?

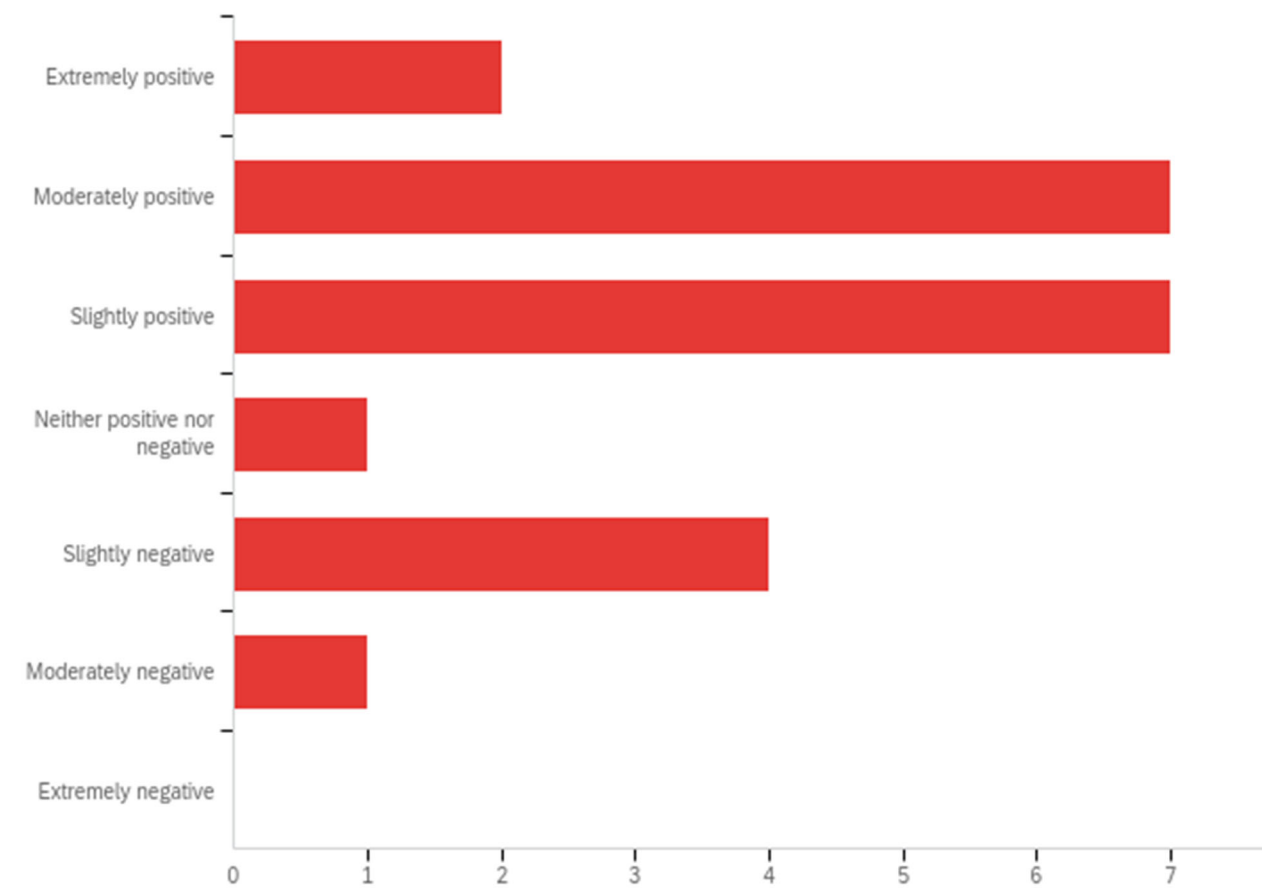


#	Field	Minimum	Maximum	Mean	Std Deviation	Variance	Count
1	What degree of impact do you feel the COVID-19 pandemic had on your expected program completion time?	1.00	4.00	1.95	0.77	0.59	22

#	Answer	%	Count
1	I expect completing my program on time (no impact)	27.27%	6
2	I expect completing my program slightly slower (1 or 2 terms later) than initially planned	54.55%	12
3	I expect completing my program much slower (3+ terms later) than initially planned	13.64%	3
4	I expect completing my program faster (1+ terms earlier) than initially planned	4.55%	1
	Total	100%	22



Q8 - What best describes your overall experience in your degree program so far?

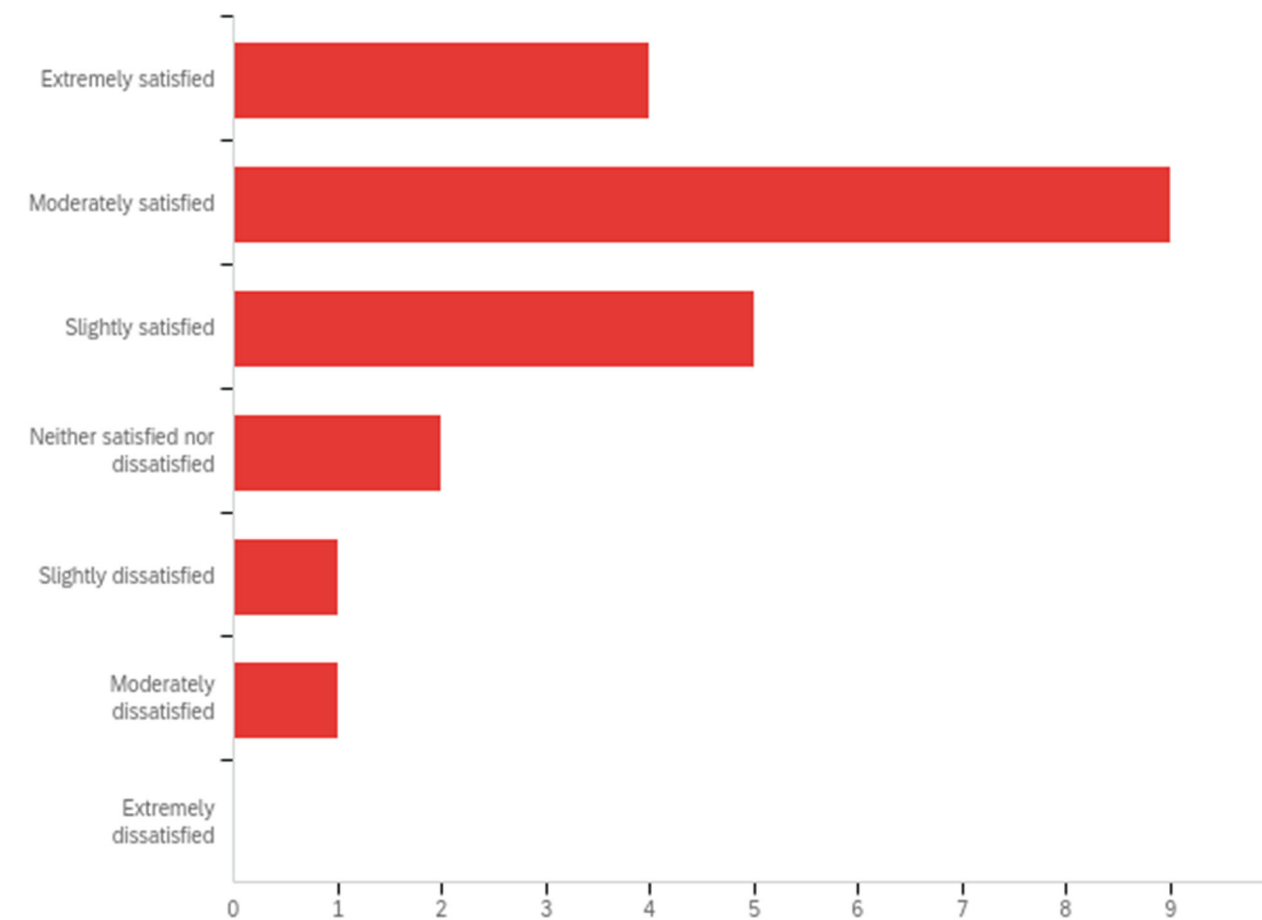


#	Field	Minimum	Maximum	Mean	Std Deviation	Variance	Count
1	What best describes your overall experience in your degree program so far?	1.00	6.00	3.05	1.36	1.86	22

#	Answer	%	Count
1	Extremely positive	9.09%	2
2	Moderately positive	31.82%	7
3	Slightly positive	31.82%	7
4	Neither positive nor negative	4.55%	1
5	Slightly negative	18.18%	4
6	Moderately negative	4.55%	1

7	Extremely negative	0.00%	0
	Total	100%	22

Q9 - What best describes your level of satisfaction with the overall quality of teaching in CIS courses during your graduate studies at the University of Guelph?



#	Field	Minimum	Maximum	Mean	Std Deviation	Variance	Count
1	What best describes your level of satisfaction with the overall quality of teaching in CIS courses during your graduate studies at the University of Guelph?	1.00	6.00	2.55	1.27	1.61	22

#	Answer	%	Count
1	Extremely satisfied	18.18%	4
2	Moderately satisfied	40.91%	9
3	Slightly satisfied	22.73%	5

4	Neither satisfied nor dissatisfied	9.09%	2
5	Slightly dissatisfied	4.55%	1
6	Moderately dissatisfied	4.55%	1
7	Extremely dissatisfied	0.00%	0
	Total	100%	22